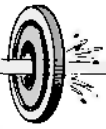
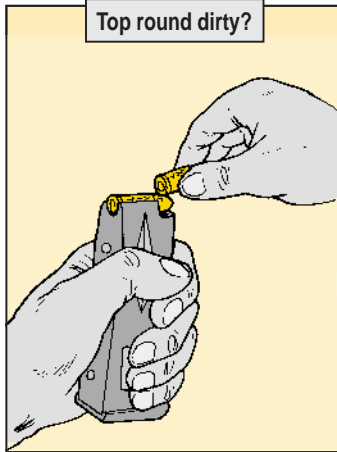


# Sharp Shooting




The Army's top marksmen are tops because they know shooting. Here are their tips for staying on target with your M9 pistol:

● The top round in the magazine is the one most likely to be dirty and cause a jam. Before you shoot, check the top round and wipe it clean if necessary. Better yet, wipe clean all the rounds and the inside of the magazine.



- Focus on the front sight post, not the target. If the target's in sharp focus, you'll probably miss it.
- When sighting for a still target, always move your pistol onto the target from the bottom up. For a moving target, swing toward it from behind the target.
- If your hands tremble when you're sighting, relax. You're gripping the



pistol too tight. Let your non-trigger finger hand do most of the work of keeping the pistol steady.



## M203 Grenade Launcher ...

### Check for Bad Firing Pins

Firing pins for the M203 grenade launcher were replaced years ago because they caused misfires.

Unfortunately, the old firing pins (with notches) keep showing up. Right now, armorers, eyeball all your M203s for old pins.

If you find any of the old pins, get support to replace them *immediately!*

Don't let M203s with old pins go to the field. The correct pin comes with NSN 1010-00-348-8433.

